

# Contents

---



**Part 1**

**유형 학습**

**Unit 01 그림보고 질문 답하기**

- **A 유형 익히기** 12
- **B 유제 연습하기** 14
- **01 NEAT Speaking Test** 18
- **02 NEAT Speaking Test** 28

**Unit 02 연계 질문 답하기**

- **A 유형 익히기** 38
- **B 유제 연습하기** 40
- **01 NEAT Speaking Test** 44
- **02 NEAT Speaking Test** 54

**Unit 03 그림 묘사하기**

- **A 유형 익히기** 64
  - **B 유제 연습하기** 66
  - **01 NEAT Speaking Test** 70
  - **02 NEAT Speaking Test** 76
-

## Unit 04 발표하기

- A 유형 익히기 82
- B 유제 연습하기 84
- 01 NEAT Speaking Test 88
- 02 NEAT Speaking Test 94

## Unit 05 문제 해결하기

- A 유형 익히기 100
- B 유제 연습하기 102
- 01 NEAT Speaking Test 106
- 02 NEAT Speaking Test 112

## Answers or Model Speaking



### Part 2

### 종합 문제

- 01 NEAT Speaking Final Test 120
- 02 NEAT Speaking Final Test 125
- 03 NEAT Speaking Final Test 130
- 04 NEAT Speaking Final Test 135
- 05 NEAT Speaking Final Test 140

# Part 1

## 유형 학습

**Unit 01** 그림보고 질문 답하기

**Unit 02** 연계 질문 답하기

**Unit 03** 그림 묘사하기

**Unit 04** 발표하기

**Unit 05** 문제 해결하기



# Unit 01

## 그림보고 질문 답하기

### A. 유형 익히기

#### NEAT 이렇게 출제된다!

과제 완성, 언어 사용, 유창성, 그리고 발음을 평가하는 말하기 출제 유형이다. 주어진 세 개의 그림을 보면서 질문을 듣고 그림의 내용과 일치하게 대답하는 말하기 평가이다. 주어진 그림의 내용에 관한 것이므로 3인칭 주어로 묻고 대답해야 하는 특징이 있다. 말하기 평가 중 가장 쉬운 유형으로 그림과 일치하도록 한 두 문장으로 15초 이내에 대답한다.

#### 예제

You will see three pictures. Each picture has one question. Answer the question based on the picture. You should answer with one or two full sentences. After each beep, record your answer for 15 seconds. After you hear two short beeps, stop recording. Now let's begin.

1



2



3



1 Is the girl going to the bank?

Record Preparation 0:05

Response Time 0:15

2 Is the tree more expensive than the flower?

Record Preparation 0:05

Response Time 0:15

3 Where are they?

Record Preparation 0:05

Response Time 0:15

# National English Ability Speaking Test

## NEAT 이렇게 대비하라!

### 1 먼저 질문을 제대로 들어야 한다.

질문 내용을 제대로 알지 못하면 그림을 보고 엉뚱한 대답을 하게 된다. 또한 대답을 할 때 질문의 표현을 이용해야 올바른 대답이 될 수 있다.

### 2 그림 내용과 일치하는 대답을 해야 한다.

그림 내용과의 일치 여부를 묻는 사실 확인 문제가 출제된다. Is/Are ~?, Does ~?, Where are ~? 등 사실 확인 질문이 등장하므로 자신의 생각을 말해서는 안 된다. 그림의 내용을 과장하거나 축소하지 말고 사실적으로 묘사하는 대답을 해야 한다.

### 3 주어가 3인칭인 질문이므로 대답도 3인칭으로 해야 한다.

그림의 내용과 일치 여부를 묻는 문제이기 때문에 질문은 Is ~?, Are they ~, Does ~? 등 3인칭이다. 따라서 대답할 때 주어도 3인칭으로 해야 한다. 대답은 생략된 문장의 대답보다는 완전한 한 두 문장(one or two full sentences)으로 대답한다.

#### 모범 예시

Q1 No, she is not going to the bank. She is going to the bookstore.

Q2 Yes, it is. The tree is more expensive than the flower.

Q3 They are at the zoo. There are a boy and a girl at the zoo.

## NEAT 이것은 익히자!

### 1 Questions

- Is the football game exciting?
- Do they work hard?
- Does the dog run faster than the cat?
- Can the girl play the violin?

### 2 Wh-questions

- Where is the nearest bank?  
It is across from the post office.
- Which class is the man in?  
He is in math class.
- How long will this fine weather hold up?  
It will hold up for two days.
- What does he do on weekends?  
He always goes hiking on weekends.

## B. 유제 연습하기

[1~3] You will see three pictures. Each picture has one question. Answer the question based on the picture. You should answer with one or two full sentences.



1



be good at

Note-taking \_\_\_\_\_

---

---

---

---

2



faster than

Note-taking \_\_\_\_\_


---

---

---

---

3



library

Note-taking \_\_\_\_\_

---

---


---

---

[4~6] You will see three pictures. Each picture has one question. Answer the question based on the picture. You should answer with one or two full sentences.



4



be bad at

Note-taking \_\_\_\_\_

---

---

---

---

5



fastest

Note-taking \_\_\_\_\_

---

---

---

---

6



living room

Note-taking \_\_\_\_\_

---

---

---

---

## B. 유제 연습하기

[7~9] You will see three pictures. Each picture has one question. Answer the question based on the picture. You should answer with one or two full sentences.



7



vacuum

Note-taking \_\_\_\_\_


---

---

---

---

8



expensive

Note-taking \_\_\_\_\_

---

---

---

---

9



art museum

Note-taking \_\_\_\_\_

---

---

---

---



[10~12] You will see three pictures. Each picture has one question. Answer the question based on the picture. You should answer with one or two full sentences.



10



pink

Note-taking \_\_\_\_\_


---

---

---

---

11



by car

Note-taking \_\_\_\_\_

---

---

---

---

12



pack

Note-taking \_\_\_\_\_

---

---

---

---


# 01 NEAT Speaking Test



**1** You will see three pictures. Each picture has one question. Answer the question based on the picture. You should answer with one or two full sentences. After each beep, record your answer for 15 seconds. After you hear two short beeps, stop recording. Now let's begin.

Track 05

**1**



Record Preparation 0:05    Response Time 0:15

Note-taking \_\_\_\_\_  
\_\_\_\_\_  
\_\_\_\_\_  
\_\_\_\_\_


**2**



Record Preparation 0:05    Response Time 0:15

Note-taking \_\_\_\_\_  
\_\_\_\_\_  
\_\_\_\_\_  
\_\_\_\_\_

**3**



Record Preparation 0:05    Response Time 0:15

Note-taking \_\_\_\_\_  
\_\_\_\_\_  
\_\_\_\_\_  
\_\_\_\_\_

**2** You will see three pictures. Each picture has one question. Answer the question based on the picture. You should answer with one or two full sentences. After each beep, record your answer for 15 seconds. After you hear two short beeps, stop recording. Now let's begin.



1



Record Preparation 0:05 Response Time 0:15

Note-taking \_\_\_\_\_

\_\_\_\_\_

\_\_\_\_\_

\_\_\_\_\_

\_\_\_\_\_

2



Record Preparation 0:05 Response Time 0:15

Note-taking \_\_\_\_\_

\_\_\_\_\_

\_\_\_\_\_

\_\_\_\_\_

\_\_\_\_\_

3



Record Preparation 0:05 Response Time 0:15

Note-taking \_\_\_\_\_

\_\_\_\_\_

\_\_\_\_\_

\_\_\_\_\_


\_\_\_\_\_

# 01 NEAT Speaking Test

**3** You will see three pictures. Each picture has one question. Answer the question based on the picture. You should answer with one or two full sentences. After each beep, record your answer for 15 seconds. After you hear two short beeps, stop recording. Now let's begin.



1



Record Preparation 0:05 Response Time 0:15

Note-taking \_\_\_\_\_  
\_\_\_\_\_  
\_\_\_\_\_  
\_\_\_\_\_

2



Record Preparation 0:05 Response Time 0:15

Note-taking \_\_\_\_\_  
\_\_\_\_\_  
\_\_\_\_\_  
\_\_\_\_\_

3



Record Preparation 0:05 Response Time 0:15

Note-taking \_\_\_\_\_  
\_\_\_\_\_  
\_\_\_\_\_  
\_\_\_\_\_

**4** You will see three pictures. Each picture has one question. Answer the question based on the picture. You should answer with one or two full sentences. After each beep, record your answer for 15 seconds. After you hear two short beeps, stop recording. Now let's begin.



1



Record Preparation 0:05 Response Time 0:15

Note-taking \_\_\_\_\_  
 \_\_\_\_\_  
 \_\_\_\_\_  
 \_\_\_\_\_

2



Record Preparation 0:05 Response Time 0:15

Note-taking \_\_\_\_\_  
 \_\_\_\_\_  
 \_\_\_\_\_  
 \_\_\_\_\_

3



Record Preparation 0:05 Response Time 0:15

Note-taking \_\_\_\_\_  
 \_\_\_\_\_  
 \_\_\_\_\_  
 \_\_\_\_\_